

-294-

DIRECTORATE GENERAL
CENTRAL PUBLIC WORKS DEPARTMENT
NIRMAN BHAWAN, NEW DELHI
PH. NO. 011- 23062220 : FAX NO. 011- 23061125
Email Id- dwcpwd@yahoo.co.uk

No.PM/DGW/431/ 177

Dated: 23rd May'2014


Sub: Result Framework Document (2014-15) of Responsibility Centers – Issue of guidelines regarding.

Ref: No. K-14011/26/2014-UD-II dt: 15.04.2014.

Reference is invited to the above said letter on the above mentioned subject. The RFD for the year 2014-15 has been uploaded through RFMS and hard copy of the same is enclosed.

The achievement for the year 2013-14 has already been uploaded on 01.05.2014.

Encl as above




(C.N. Suresh)
Director (PM)

To,


Shri M.V Vijayan,
Under Secretary to the Government of India, MoUD,
Nirman Bhawan, New Delhi.

Copy to:

1. Sr. PPS to DG, CPWD.
2. PPS to ADG (TD), CPWD.



Director (PM)



Government of India

R F D

(Results-Framework Document)
for

CPWD

(2014-2015)

Section 1: Vision, Mission, Objectives and Functions

Vision

To promote and develop sustainable and inclusive built environment.

Mission

CPWD envisages to see itself as a Bench mark institution in the execution, maintenance and standardization of the built environment in India, while continuing to play the role of a government department in facilitating the implementation of policies for sustainable development and transparency in governance. CPWD will strive to educate its clients to aspire for green buildings and develop norms for the same. CPWD aims to attain a 10% annual growth in construction workload. CPWD aims to achieve all its projects to complete within the time stipulated in Preliminary Estimates as counted from the date of sanction or date of fund transfer, whichever is later. CPWD will promote use of suitable new materials, incorporate mechanization and state of art technology in all its executions. CPWD targets to achieve timely attendance of complaints in at least 75% of residential maintenance complaints and to achieve at least 75% client satisfaction. CPWD has well documented Specifications & Standards and Schedules of Rates, which are updated periodically to keep pace with latest Technologies and market trends with a definite Quality Assurance Plan. CPWD aims to construct Green & Barrier free buildings in all GPRA & GPOA constructions at various locations. To introduce and attain at least 90% compliance over the next two years in the e-Governance initiatives in Project Management System, Personnel Information Management System, e-Tendering (Earnest Money through Payment Portal) and e-Samarth (Centralized GPF Management)

Objectives

- 1 Construction of GPRA
- 2 Construction of GPOA
- 3 Major Residential Projects other than GPRA
- 4 Major Office accommodation Projects other than GPOA
- 5 Maintenance of Government Buildings
- 6 Standardization of Built Environment.
- 7 Transparency
- 8 Capacity Building

Functions

Section 1: Vision, Mission, Objectives and Functions

- 1 The Central Public Works Department (CPWD), is the principal agency of the Government of India for creation and maintenance of all Central Government assets excluding those belonging to Railways, Defence, Communication, Atomic Energy, Airports (National and International) and All India Radio.
- 2 CPWD has Director General as its head. Jurisdiction of the department is divided into six regular Regions. The Director General is assisted by Special Director General (Works) and Additional Director Generals for effective control of works and in administration matters. Its field units are located all over India to take up construction and maintenance works even in the remotest parts of the country. Through its countrywide network of planning and construction units, it is in a position to undertake the works of Public sector Undertakings and Autonomous bodies as Deposit works also.
- 3 The department has a decentralized system of working, which provides for better & easily accessible service as the units are placed close to work centers. Autonomy, in most areas, has been given to the Regional Units headed by Spl. DGs.
- 4 The Central Public Works Department handles a wide range of projects like Housing and Office complexes, Hospitals, Workshops and Factories, Hostels and Hotels, Stadiums, Roads, National Highways, Bridges and Flyovers, Airports, Computer Centres, Environmental and other utility services.
- 5 CPWD is playing a major role towards sustainable development of human settlement. It has also developed expertise in Rehabilitation of Structures and is imparting its expertise to rehabilitate structures in distress. A manual for Repair and Rehabilitation of Buildings has already been brought out by the department.

Section 2: Inter se Priorities among Key Objectives, Success indicators and Targets

Objective	Weight	Action	Success Indicator	Unit	Weight	Target / Criteria Value				
						Excellent 100%	Very Good 90%	Good 80%	Fair 70%	Poor 60%
[1] Construction of GPRA	10.00	[1.1] Construction of General Pool Residential Accommodation in Delhi and various other locations to facilitate in increasing satisfaction level and providing suitable Govt. accommodation to Central Govt. Staff presently living in private accommodation. Green Buildings of '3 STAR' Rating - 831 Nos. to be completed by Mar'2015. 1. 200 Nos. Type-III, Dev Nagar, New Delhi. 2. 384 Nos. Type-III, Dev Nagar, New Delhi. 3. 104 Nos. Type-VI, DDU Marg, New Delhi. 4. 140 Nos. Type-V, DDU Marg, New Delhi. 5. 3 Nos Type-VIII, MLN Marg & Suneharibagh 1. 200 Nos. Type-III, Dev Nagar, New Delhi. 2. 104 Nos. Type-VI, DDU Marg, New Delhi. 3. 1 No. Type-VIII, Sunehri Bagh, New Delhi. 4. 1 No. Holiday Home at Madurai	[1.1.1] No. of unit to be completed (Correspondence to Progress).	831	10.00	831	748	665	582	499
[2] Construction of GPOA	10.00	[2.1] Construction of General Pool Office	[2.1.1] Area completed.	6712	10.00	6712	6041	5370	4698	4027

Section 2:
Inter se Priorities among Key Objectives, Success indicators and Targets

Objective	Weight	Action	Success Indicator	Unit	Weight	Target / Criteria Value				
						Excellent	Very Good	Good	Fair	Poor
						100%	90%	80%	70%	60%
[3] Major Residential Projects other than GPRA	12.00	Accommodation (GPOA) in Delhi and various cities in India to cater need of providing additional and better office accommodation to Central Govt. offices which are at present in hired accommodation. '3STAR' Rating Green & Barrier Free - 67.12 sqm to be completed by March 2015. 1. Digha Patna	No of Projects to be completed - 80%	No.s	12.00	44	40	35	31	26
[4] Major Office accommodation Projects other than GPOA	12.00	[3.1] Construction of Residential Projects entrusted to CPWD by various Ministries other than General Pool Residential Accommodation at various locations to provide suitable Govt. accommodation to Employees of these Ministries. (Projects as per list 'A'). [4.1] Construction of Office Building/Institutional Building Projects entrusted to CPWD by various Ministries other than General Pool Office accommodation at various locations to provide suitable office	[3.1.1] No of Projects to be completed [4.1.1] No of Projects to be completed	No.s	12.00	72	65	58	50	43

Section 2: Inter se Priorities among Key Objectives, Success indicators and Targets

Objective	Weight	Action	Success Indicator	Unit	Weight	Target / Criteria Value				
						Excellent 100%	Very Good 90%	Good 80%	Fair 70%	Poor 60%
[5] Maintenance of Government Buildings	20.00	accommodation to Departments of these Ministries. (Projects as per list 'B'). [5.1] Maintenance of Govt. Buildings entrusted to CPWD by various Ministries including General Pool Residential & Office accommodation at various locations. To achieve timely completion of complaints	[5.1.1] 75%	%age	10.00	75	67.5	60	52.5	45
			[5.2] To achieve client satisfaction on complaints	%age	10.00	75	67.5	60	52.5	45
[6] Standardization of Built Environment.	5.00	[6.1] Yearly updation of Works manual, GCC [6.2] Yearly updation of DSR [6.3] New Releases of Cost Index, Vigilance manuals, News Letter (NirmanBharati), other Circulars	[6.1.1] Release of Updated version	Date	2.00	01/01/2015	30/01/2015	28/02/2015	15/03/2015	31/03/2015
			[6.2.1] Release of Updated version	Date	2.00	01/01/2015	30/01/2015	28/02/2015	15/03/2015	31/03/2015
			[6.3.1] Release of Updated version	Date	1.00	01/01/2015	30/01/2015	28/02/2015	15/03/2015	31/03/2015
[7] Transparency	5.00	[7.1] Implementation of PIMS [7.2] E-tendering	[7.1.1] % of staff whose salary drawn through PIMS	%age	2.00	100	90	80	70	60
			[7.2.1] % of tenders called through e-tendering	%age	2.00	100	90	80	70	60

Section 2: Inter se Priorities among Key Objectives, Success indicators and Targets

Objective	Weight	Action	Success Indicator	Unit	Weight	Target / Criteria Value				
						Excellent 100%	Very Good 90%	Good 80%	Fair 70%	Poor 60%
[8] Capacity Building		[7.3] E-lekha	[7.3.1] 100 No. of divisions implemented	No.s	1.00	100	90	80	70	60
	13.00	[8.1] Impart Training to various CPWD officers to enable them to enhance their skills and thereby augmenting capacity building.	[8.1.1] No of people to be imparted training.	No.	13.00	3000	2700	2400	2100	1800
* Efficient Functioning of the RFD System	3.00	Timely submission of Draft RFD for 2014-2015 for Approval	On-time submission	Date	2.0	15/05/2014	16/05/2014	19/05/2014	20/05/2014	21/05/2014
		Timely submission of Results for 2013-2014	On-time submission	Date	1.0	01/05/2014	02/05/2014	05/05/2014	06/05/2014	07/05/2014
* Enhanced Transparency / Improved Service delivery of Ministry/Department	3.00	Rating from Independent Audit of implementation of Citizens' / Clients' Charter (CCC)	Degree of implementation of commitments in CCC	%	2.0	100	95	90	85	80
		Independent Audit of implementation of Grievance Redress Management (GRM) system	Degree of success in implementing GRM	%	1.0	100	95	90	85	80
* Administrative Reforms	7.00	Update organizational strategy to align with revised priorities	Date	Date	2.0	01/11/2014	02/11/2014	03/11/2014	04/11/2014	05/11/2014
		Implementation of agreed milestones of approved Mitigating Strategies for Reduction of potential risk of corruption (MSC).	% of Implementation	%	1.0	100	90	80	70	60
		Implementation of agreed milestones for ISO 9001	% of implementation	%	2.0	100	95	90	85	80

* Mandatory Objective(s)

**Section 2:
Inter se Priorities among Key Objectives, Success indicators and Targets**

Objective	Weight	Action	Success Indicator	Unit	Weight	Target / Criteria Value				
						Excellent	Very Good	Good	Fair	Poor
		Implementation of milestones of approved Innovation Action Plans (IAPs).	% of implementation	%	2.0	100%	90%	80%	70%	60%
							90	80	70	60

* Mandatory Objective(s)

-302-

Section 3: Trend Values of the Success Indicators

Objective	Action	Success Indicator	Unit	Actual Value for FY 12/13	Actual Value for FY 13/14	Target Value for FY 14/15	Projected Value for FY 15/16	Projected Value for FY 16/17
[1] Construction of GPRA	[1.1] Construction of General Pool Residential Accommodation in Delhi and various other locations to facilitate in increasing satisfaction level and providing suitable Govt. accommodation to Central Govt. Staff presently living in private accommodation. Green Buildings of '3 STAR' Rating - 831 Nos. to be completed by Mar'2015. 1. 200 Nos. Type-III, Dev Nagar, New Delhi. 2. 384 Nos. Type-III, Dev Nagar, New Delhi. 3. 104 Nos. Type-VI, DDU Marg, New Delhi. 4. 140 Nos. Type-V, DDU Marg, New Delhi. 5. 3 Nos Type-VIII, MLN Marg & Suneharibagh 1. 200 Nos. Type-III, Dev Nagar, New Delhi. 2. 104 Nos. Type-VI, DDU Marg, New Delhi. 3. 1 No. Type-VIII, Sunehri Bagh, New Delhi. 4. 1 No. Holiday Home	[1.1.1] No. of unit to be completed (Correspondence to Progress).	831	0	285	831	880	960

Section 3:
Trend Values of the Success Indicators

Objective	Action	Success Indicator	Unit	Actual Value for FY 12/13	Actual Value for FY 13/14	Target Value for FY 14/15	Projected Value for FY 15/16	Projected Value for FY 16/17
[2] Construction of GPOA	at Madurai [2.1] Construction of General Pool Office Accommodation (GPOA) in Delhi and various cities in India to cater need of providing additional and better office accommodation to Central Govt. offices which are at present in hired accommodation. '3STAR' Rating Green & Barrier Free – 6712 sqm to be completed by March 2015. 1.Digha Patna	[2.1.1] Area completed.	6712	0	21897	6712	15792	10000
[3] Major Residential Projects other than GPRA	[3.1] Residential Projects entrusted to CPWD by various Ministries other than General Pool Residential Accommodation at various locations to provide suitable Govt. accommodation to Employees of these Ministries. (Projects as per list 'A').	[3.1.1] No of Projects to be completed	No.s	19	27	44	70	85

Section 3:
Trend Values of the Success Indicators

Objective	Action	Success Indicator	Unit	Actual Value for FY 12/13	Actual Value for FY 13/14	Target Value for FY 14/15	Projected Value for FY 15/16	Projected Value for FY 16/17
[4] Major Office accommodation Projects other than GPOA	[4.1] Construction of Office Building/Institutional Building Projects entrusted to CPWD by various Ministries other than General Pool Office accommodation at various locations to provide suitable office accommodation to Departments of these Ministries. (Projects as per list 'B').	[4.1.1] No of Projects to be completed	No.s	30	60	72	100	120
[5] Maintenance of Government Buildings	[5.1] Maintenance of Govt. Buildings entrusted to CPWD by various Ministries including General Pool Residential & Office accommodation at various locations. To achieve timely completion of complaints	[5.1.1] 75%	%age	--	--	67.5	70	75
[6] Standardization of Built Environment.	[5.2] To achieve client satisfaction on complaints	[5.2.1] 75%	%age	--	--	67.5	70	75
	[6.1] Yearly updation of Works manual, GCC	[6.1.1] Release of Updated version	Date	--	--	30/01/2015	--	--
	[6.2] Yearly updation of DSR	[6.2.1] Release of Updated version	Date	--	--	30/01/2015	--	--
	[6.3] New Releases of Cost Index, Vigilance	[6.3.1] Release of Updated version	Date	--	--	30/01/2015	--	--

Section 3: Trend Values of the Success Indicators

Objective	Action	Success Indicator	Unit	Actual Value for FY 12/13	Actual Value for FY 13/14	Target Value for FY 14/15	Projected Value for FY 15/16	Projected Value for FY 16/17
[7] Transparency	manuals, News Letter (NirmanBharati), other Circulars							
	[7.1] Implementation of PIMS	[7.1.1] % of staff whose salary drawn through PIMS.	%age	--	--	90	95	100
	[7.2] E-tendering	[7.2.1] % of tenders called through e-tendering	%age	--	--	90	95	100
[8] Capacity Building	[7.3] E-lekha	[7.3.1] 100 No. of divisions implemented	No.s	--	--	90	95	100
	[8.1] Impart Training to various CPWD officers to enable them to enhance their skills and thereby augmenting capacity building.	[8.1.1] No of people to be imparted training.	No.	2200	3000	3000	3500	3500
* Efficient Functioning of the RFD System	Timely submission of Draft RFD for 2014-2015 for Approval	On-time submission	Date	--	--	16/05/2014	--	--
	Timely submission of Results for 2013-2014	On-time submission	Date	--	01/05/2014	02/05/2014	--	--
* Enhanced Transparency / Improved Service delivery of Ministry/Department	Rating from Independent Audit of implementation of Citizens' / Clients' Charter (CCC)	Degree of implementation of commitments in CCC	%	--	--	95	--	--
	Independent Audit of implementation of Grievance Redress Management (GRM)	Degree of success in implementing GRM	%	--	--	95	--	--

* Mandatory Objective(s)

**Section 3:
Trend Values of the Success Indicators**

Objective	Action	Success Indicator	Unit	Actual Value for FY 12/13	Actual Value for FY 13/14	Target Value for FY 14/15	Projected Value for FY 15/16	Projected Value for FY 16/17
	system							
* Administrative Reforms	Update organizational strategy to align with revised priorities	Date	Date	--	--	02/11/2014	--	--
	Implementation of agreed milestones of approved Mitigating Strategies for Reduction of potential risk of corruption (MSC).	% of Implementation	%	--	--	90	--	--
	Implementation of agreed milestones for ISO 9001	% of implementation	%	--	--	95	--	--
	Implementation of milestones of approved Innovation Action Plans (IAPs).	% of implementation	%	--	--	90	--	--

* Mandatory Objective(s)

Section 4:
Acronym

Sl.No	Acronym	Description
1		<p>Construction: To construct at least '3 STAR' rated Green Buildings for all GPRA & GPOA buildings at various locations.</p> <p>Proposed Measurement: The ratio of total number of housing units completed to total number of housing units scheduled for completion.</p> <p>2) Maintenance: To achieve 75% timely completion of complaints and to achieve 75% client satisfaction.</p> <p>Proposed Measurement: The ratio of total complaints attended to total complaints received during the year.</p> <p>3) Standardization of Built Environment: Periodic updation of Delhi Schedule of Rates (DSR), Delhi Analysis of Rates (DAR), Cost Index, Quality Assurance Circulars, vigilance manual, General Conditions of Contract (GCC).</p> <p>Proposed Measurement: the number of updation of books to total number of updation scheduled during the year.</p> <p>4) Transparency : 90% compliance in next 2 years in e-governance initiatives like Web Based Project Management System (WBPMS), Personnel Information Management System (PIMS), e-tendering, e-Lekha & centralized GPF management.</p> <p>Proposed Measurement: Total number of Divisions where PIMS, e-tendering & e-Lekha implemented to total number of Divisions.</p> <p>5) Capacity Building: Success indicator has been defined the total number of persons trained.</p> <p>Proposed Measurement: Number of persons trained against the target set for training.</p>

**Section 4:
Description and Definition of Success Indicators and Proposed Measurement Methodology**

Sl.No	Success indicator	Description	Definition	Measurement	General Comments
-------	-------------------	-------------	------------	-------------	------------------

309

**Section 5 :
Specific Performance Requirements from other Departments**

Location Type	State	Organisation Type	Organisation Name	Relevant Success Indicator	What is your requirement from this organisation	Justification for this requirement	Please quantify your requirement from this Organisation	What happens if your requirement is not met.
---------------	-------	-------------------	-------------------	----------------------------	---	------------------------------------	---	--

310

Section 6:
Outcome/Impact of Department/Ministry

Outcome/Impact of Department/Ministry	Jointly responsible for influencing this outcome / impact with the following department (s) / ministry(ies)	Success Indicator	Unit	FY 12/13	FY 13/14	FY 14/15	FY 15/16	FY 16/17
1 Construction of GPRA	Completion of General Pool Residential Quarters at various locations to facilitate in increasing satisfaction level and providing suitable Govt. accommodation to Central Govt. Staff presently living in private accommodation.	No. of unit to be completed.	Nos.	0	289	306	831	880
2 Construction of GPOA	Construction of General Pool Office Accommodation in Delhi and various cities in India to cater need of providing additional and better office accommodation to central Govt. offices which are at present in hired accommodation	Area completed.	Sqm.	0	16900	30413	6712	15792
3 Major Residential Projects other than GPRA	Construction of Residential Projects entrusted to CPWD by various Ministries other than General Pool Residential Quarters at various locations to provide suitable Govt. accommodation to Employees of these Ministries.	No. of Projects completed.	Nos.	19	19	31	44	70
4 Major office building / Institutional Projects other than GPOA	Construction of Office Building/Institutional Building Projects entrusted to CPWD by various Ministries other than General Pool Office accommodation at various locations to provide suitable office accommodation to Departments of these Ministries.	No. of Projects completed.	Nos.	30	30	70	72	100
5 Capacity Building	No of people to be imparted training.	No of people to be imparted training.	Nos.	4069	2200	3000	3000	3500